

Human Trafficking and Risky Migration Routes Data Collection

A CASE STUDY FROM KENYA

**FREEDOM
COLLABORATIVE**
TO END HUMAN TRAFFICKING. TOGETHER.

STOP THE TRAFFIK
PEOPLE SHOULDN'T BE BOUGHT & SOLD



ACKNOWLEDGEMENTS

This Freedom Collaborative data collection has been made possible by contributions from a wide variety of stakeholders. Firstly, we would like to thank all of the civil-society organisations who have partnered with Stop The Traffik Kenya for collection and sharing of all the data included in the case study. Secondly, thanks to Michelle Koinange, Coalition Coordinator of Stop The Traffik Kenya for initiating and coordinating the data collection effort with the local participants. Finally, we would like to thank Gladys Mbula, a representative from the Transnational Organized Crime Unit (TOCU) within the Criminal Investigations Department of Nairobi for her support of this initiative.

INTRODUCTION

In August, 2019, Stop the Traffik Kenya (STTK) and Freedom Collaborative (FC), a project operated by Liberty Shared, launched a data collection effort with civil society organisations (CSOs) in Kenya to report known human trafficking and high-risk migration routes based on their work with survivors and at-risk populations. Data was gathered from partners over the course of one month to demonstrate how much knowledge can be made available when each organisation is sharing their individual data.

Contributing organisations include Awareness Against Human Trafficking (HAART) Kenya, Candle of Hope Foundation, Salvation Army, Love Justice International, the Counter Human Trafficking Trust-East Africa (CHTEA), and the African Network for The Prevention & Protection against Child Abuse and Neglect (ANPPCAN).

The data was gathered using Freedom Collaborative's Victim Journey Tracker tool, and included the following data points (when known):

- Victim city and country of origin
- Expected (Intended) destination city and country
- City and country of exploitation
- Transit points
- Industry and type of exploitation
- (Estimated) number of cases

The participating civil-society organisations could either submit their data through the tracker directly or combine all data in a spreadsheet with the same data points to be passed on to STTK and Freedom Collaborative. So far, 115 submissions of routes were made by the participants.

SUMMARY FINDINGS

- Reported routes show that Kenya is a source and destination country for exploitation, and many victims are also trafficked internally within Kenya.
- CSOs in Kenya reported a wide variety of countries involved in routes (14 as countries of origin and 24 as countries of exploitation), including eight countries in the Middle East/Gulf States, three countries in Europe, and five countries in Asia.
- There were no prevalent patterns in expected country of destination versus actual country of destination, and in general this data was rarely reported and if reported expected destination tended to be the same as actual destination. Given the sparsity of data, in order to glean insights about actual versus expected destination, more needs to be done to systematically gather this data from clients.
- Nairobi was the most common transit point, reported in 21 routes, followed by Garissa (8), Isiolo (6), Mandera (5), and Nakuru (5).
- Domestic servitude (316 cases) was the most prevalent reported form of exploitation, followed by commercial sexual exploitation (56 cases). The service and entertainment sectors were also reported as the industry of exploitation in a number of cases (41 and 23). In total, 17 different industries, sectors, and forms of exploitation were reported.

The collected data about human trafficking, high-risk migration, and forced migration routes have a number of applications to help guide operational, tactical, and strategic decisions by civil society organisations, law enforcement, the private sector, and government.

The following chapters provide an overview of the data that has been collected during this data collection, and set out some potential ways these data insights can be applied to produce more effective and efficient programming in the region.

CONCLUSIONS AND FURTHER ACTION

OBJECTIVES AND PURPOSE OF DATA GATHERING AND ANALYSIS

The data collected by Stop the Traffik Kenya and Freedom Collaborative shows the trafficking routes, key locations of activity and destinations for abuse of victims and those Kenyan CSOs care for. The focus of the data collection was to develop a richer understanding of the movement patterns of human trafficking activity and potential risks to the vulnerable seeking work abroad. It is crucial that data is collected on an ongoing basis to determine the changing and developing situation, as well as to evaluate the impact of initiatives and to inform resource allocation. This data can be used to inform prevention messaging and efforts by helping to identify groups that are most likely to need protection and circumstances under which exploitation is likely to occur.

IDENTIFYING LOCATIONS OF HIGH ACTIVITY AND RISK

Identifying common routes, source, transit, and destination locations, and higher risk sectors and industries where exploitation occurs, provides focus for action and resources by stakeholders. It will be useful to assess the current efforts and activities to combat trafficking in these points of high risk to understand the reasons that trafficking seems prevalent.

COLLABORATIVE AND COORDINATED ACTION

The data shows that human trafficking in Kenya is both domestic and international. There are clearly routes that are more commonly used by those involved in forced labour and human trafficking. The range of movement and activity of victims, and the criminals that organise them, is extensive both in number of routes and distance covered. Successful responses must rely on collaboration and coordinated action and programming across CSOs in the relevant countries and their domestic/local partners in government.

INDUSTRY SECTORS

As more data is collected there will be greater clarity as to the industries which are abusing vulnerable people for forced labour. In this first collection, the data already provides a deeper understanding, but also highlights the need to focus on recording more information about the industries in which victims are abused.

FINANCIAL SECTOR INVOLVEMENT AND RISK

Money likely moves in the opposite direction to the movement of victims as criminals reap the unlawful income and profits from trafficking, and pay each other as part of the trafficking criminal network. These are likely cash payments or transfers between locals, but internationally these will likely use banking services, money service providers and informal value transaction systems. It is now well understood that these financial transactions constitute money laundering and that banks and money service providers should use the data collected to understand whether, how they might be involved, and the extent of their potential risk.

CSO RESOURCE ALLOCATION AND SERVICE PROVISION

The data and analysis can inform the strategic allocation of limited programmatic resources, and support informed decision-making of CSOs on priorities for border monitoring activities, prevention offices, and service provision. Identified critical geographies can be collaboratively assessed in terms of coverage to avoid duplication of efforts and to help address gaps in areas of high needs.

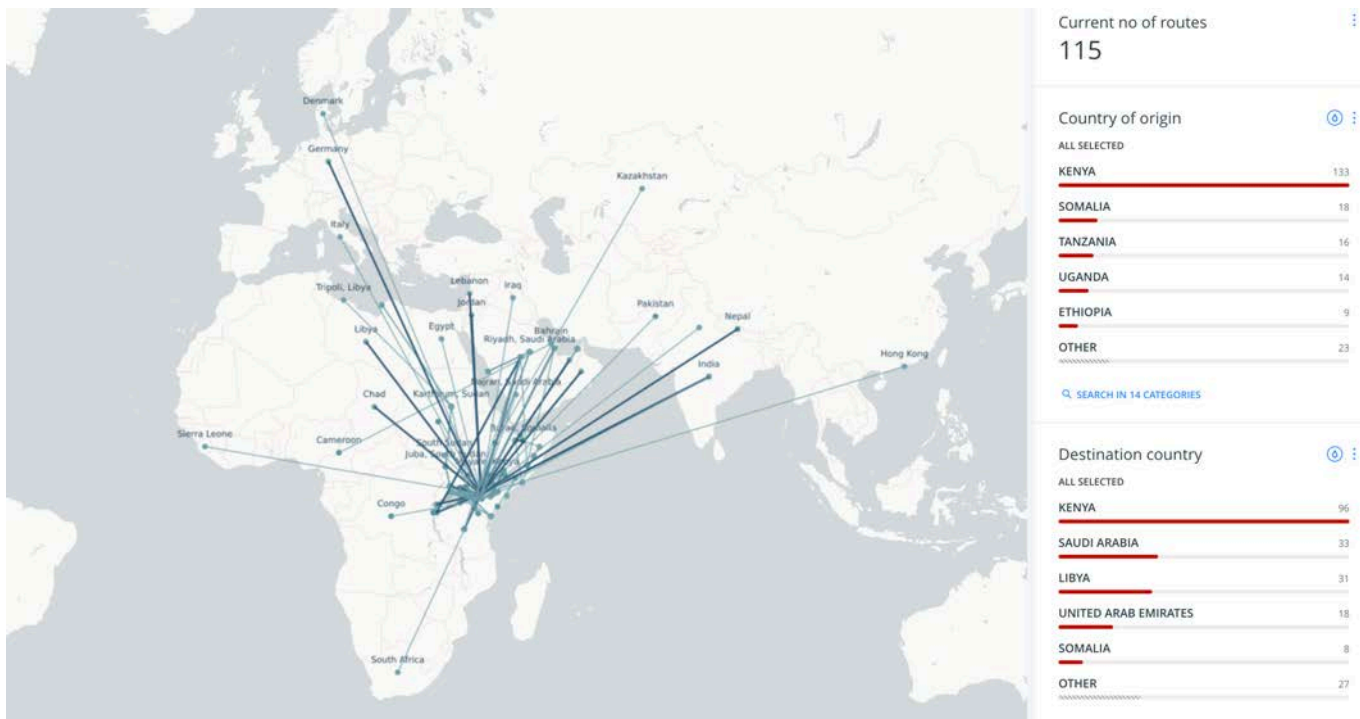
LAW ENFORCEMENT RESOURCE ALLOCATION AND TRAINING

In most jurisdictions, there are limited human trafficking law enforcement units and many such units have limited resources and training to conduct investigations. Strategic geographic allocation of specialised law enforcement entities can be informed by data about high risk border crossings, seaports, airports, and other transit hubs. This data can also help to identify units in locations of high relevance to prioritize for training and approaches to investigation. Such geographic data is also highly relevant to include in law enforcement training and to aid victims and trafficker identification.

DATA OVERVIEW

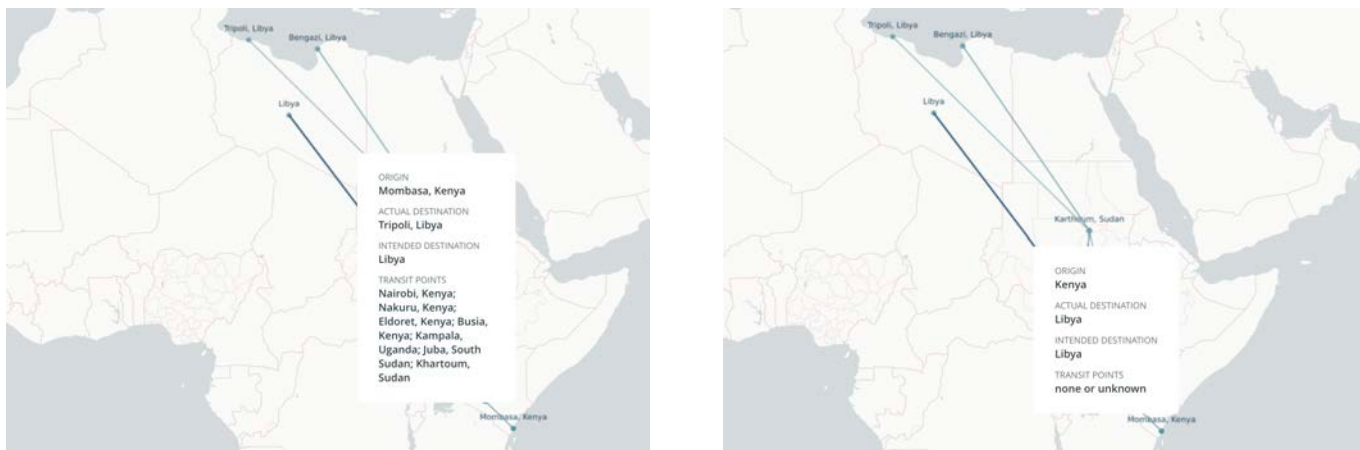
The below map displays all collected data as it was submitted by the participants. Therefore some of the routes include detailed city to city combinations and transit points, while other routes are based on country to country information only.

Nairobi appears as a main destination for rural to urban migration from Kenya and surrounding countries, as well as a major transit hub for migration to Europe, Asia, and the Middle East.



Map 1: Detailed routes map, including the ability to select specific routes to see known geographic data about that route and to filter by countries of interest, [available online](#).

Using the sidebar, the countries of origin and destination countries of interest can be selected to filter the data displayed on the map. For each route, the information available includes the origin, actual destination, intended destination, and transit points (in order from origin to destination). Below examples illustrate the different levels of details included in the submissions.

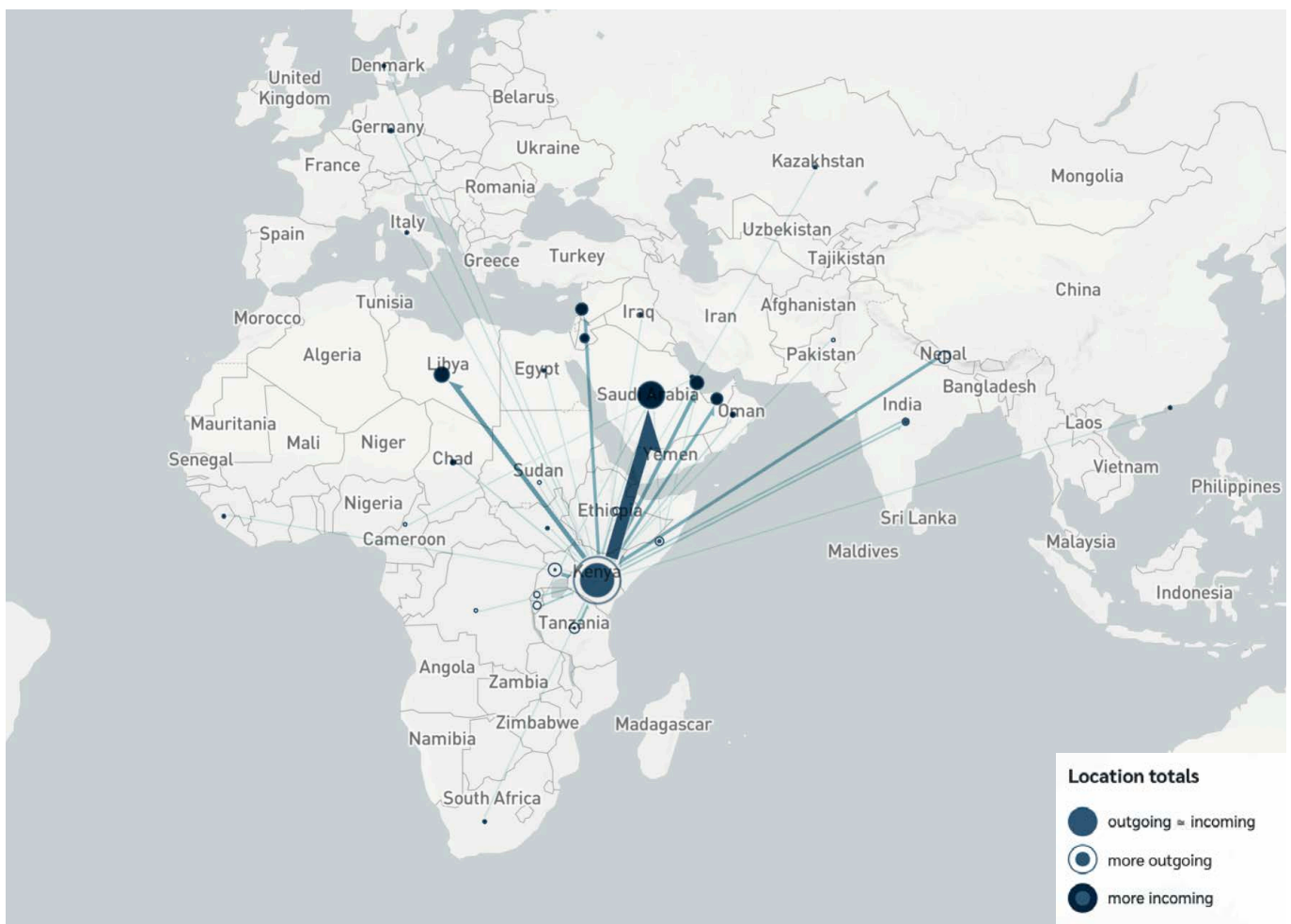


Map 2 & 3: Two submissions for routes from Kenya to Libya with varying level of detail included in the submitted data.

COUNTRY TO COUNTRY SUMMARY

The participants submitted 115 routes that involved 14 countries of origin and 24 countries of exploitation. The most prevalently reported source and destination countries pairs were:

- Kenya to Kenya (internal trafficking) - 31 submissions / 171 estimated cases
- Kenya to Libya - 31 submissions / 46 estimated cases
- Kenya to Saudi Arabia - 29 submissions / 144 estimated cases
- Tanzania to Kenya - 14 submissions / 14 estimated cases
- Uganda to Kenya - 13 submissions / 13 estimated cases
- Somalia to Kenya - 10 submissions / 10 estimated cases



Map 4: Country to country overview flow map reflecting estimated case numbers.

Please note: Because this data collection focused on Civil Society Organisations working with survivors in Kenya, Kenya is the most commonly reported country, particularly for survivors who were exploited outside of Kenya. Nevertheless, CSOs in Kenya in some cases are aware of routes from their work with survivors that do not involve exploitation in Kenya or of Kenyan nationals.

COUNTRY PROFILES


1. KENYA

Two hundred and sixty-four (264) reported cases referenced exploitation occurring in Kenya. Most commonly, this was internal trafficking, with 163 of those reports involving victims from Kenya. After internal trafficking, exploitation of people from surrounding countries was most prevalent (Uganda at 27, Tanzania at 16, Ethiopia at 7, and Somalia at 5). Exploitation of Nepalese people in Kenya was also prevalent in the data at 26 cases.



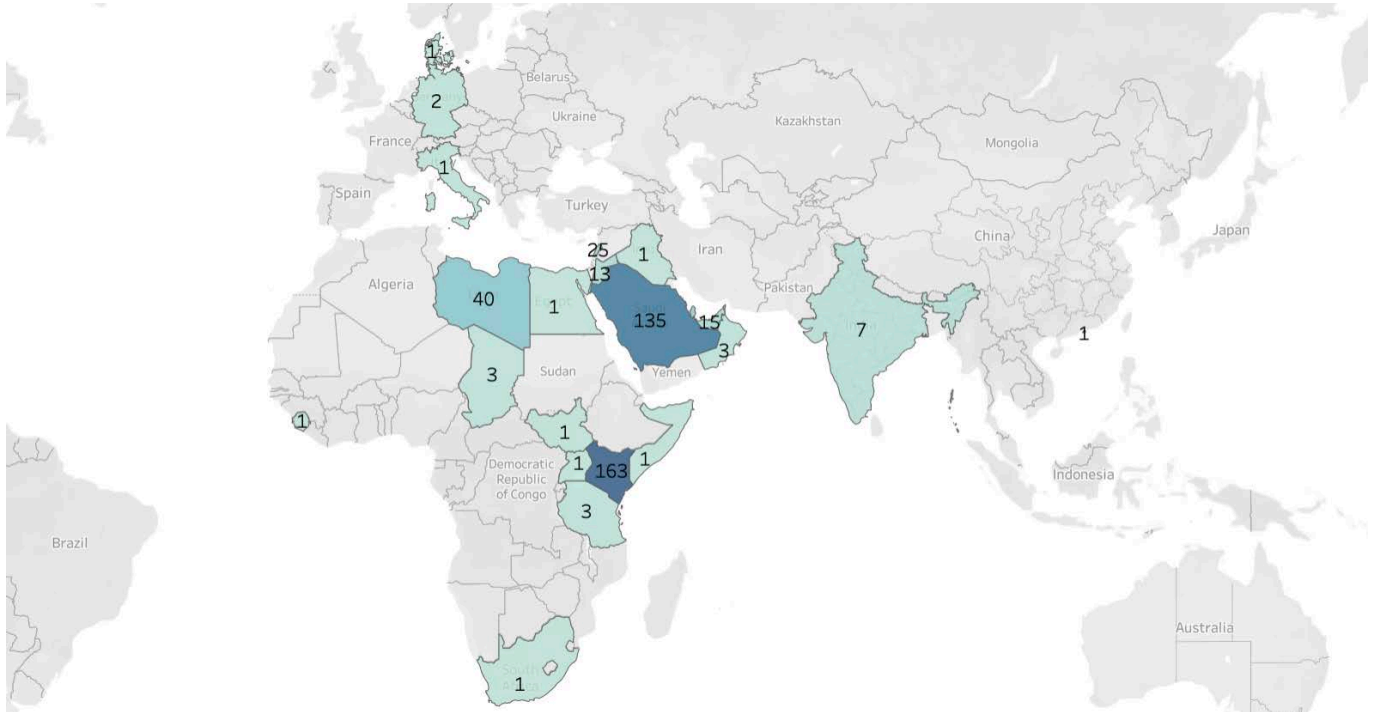
Map 5 & 6: Case numbers for Kenya as country of exploitation (left) and corresponding countries of origin (right).

The most common industries and sectors where respondents reported people experience exploitation in Kenya were domestic work, commercial sex, and hospitality/food service/entertainment, though a wide range of sectors were named.



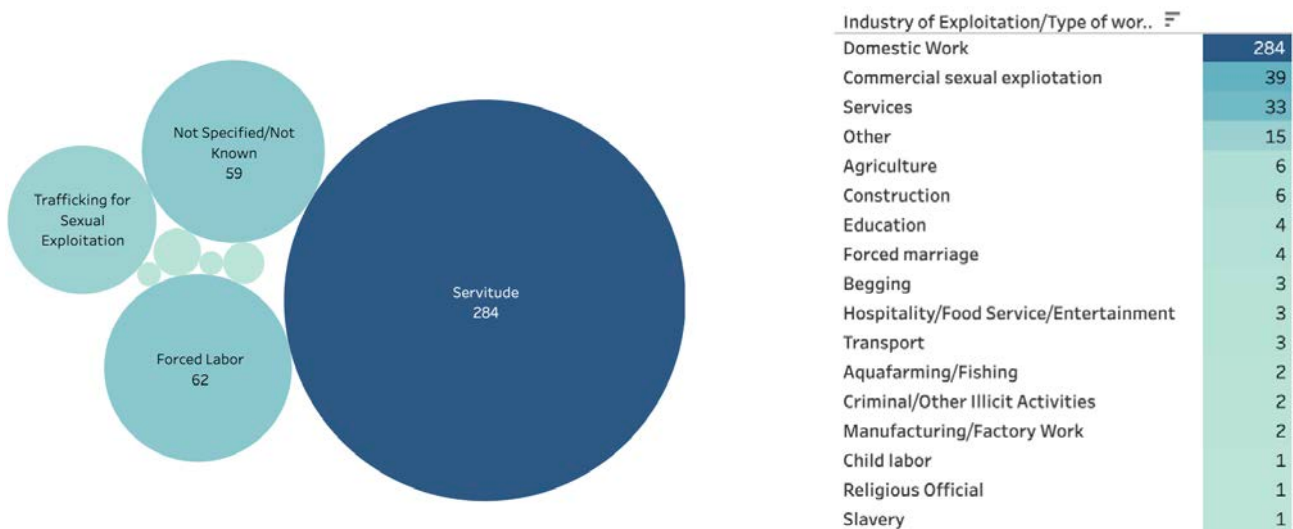
Visualisations 1 & 2: Forms of exploitation (left) and Industries of exploitation/type of Work (right) of experienced exploitation in Kenya.

Four hundred and fifty-three cases (455) referenced Kenya as a country of origin for victims, both for internal trafficking and trafficking across borders. Most common cross-border cases involved routes from Kenya to countries in the Middle East, particularly Saudi Arabia. Trafficking within the region and across the continent was also frequently reported, particularly to Libya. A few cases involving routes to India and to Europe were reported.



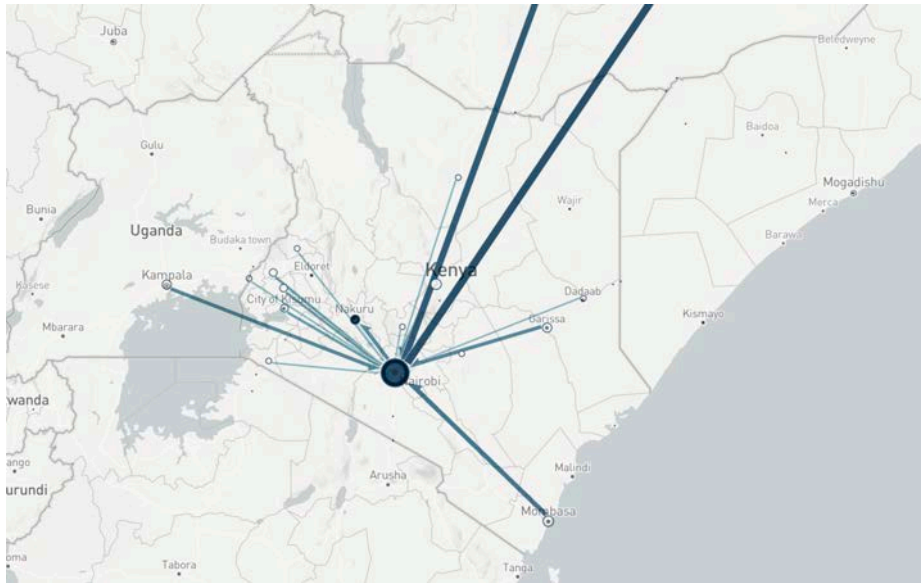
Map 7: Countries of exploitation of Kenyan victims.

In the reported data, victims from Kenya were most commonly exploited for domestic work, followed by commercial sexual exploitation and services. Again, a wide range of industries and sectors were reported for routes involving victims from Kenya.

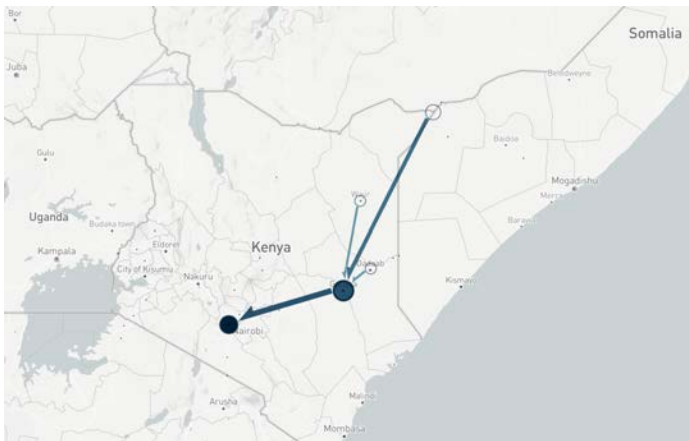


Visualisations 3 & 4: Forms of exploitation (left) and Industries of exploitation/type of Work (right) of Kenyan victims when reported by number of estimated cases.

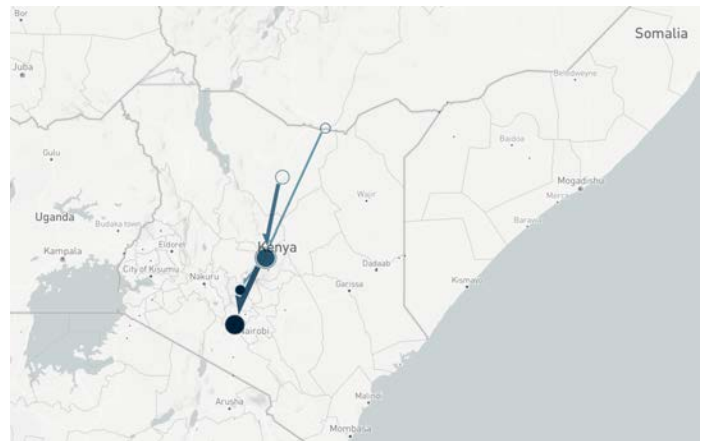
Nairobi was the most common transit point in Kenya, reported in 21 routes, followed by Garissa (8), Isiolo (6), Manderla (5), and Nakuru (5).



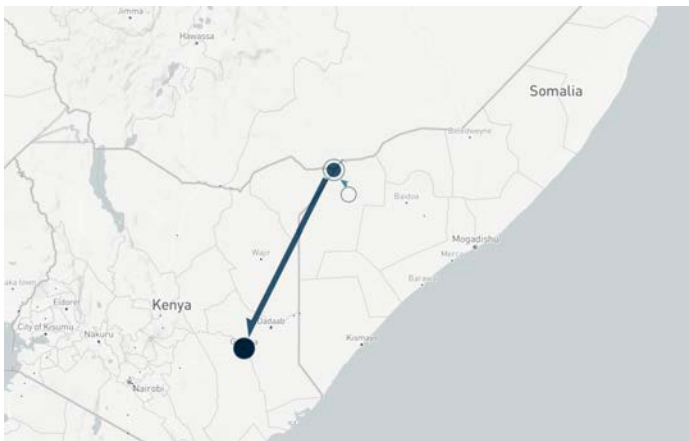
Nairobi



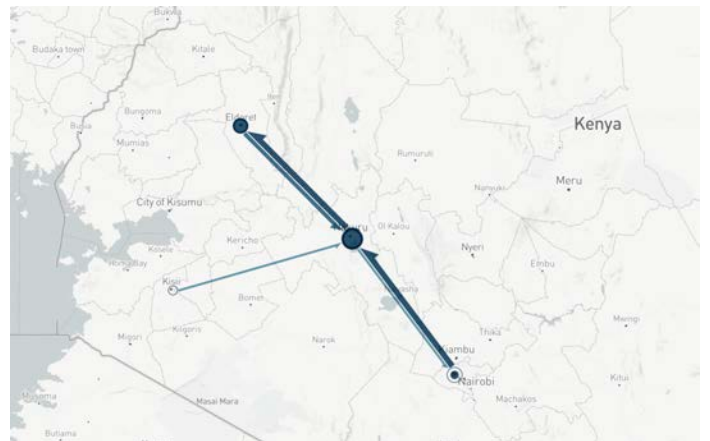
Garissa



Isiolo



Manderla



Nakuru

2. GULF STATES

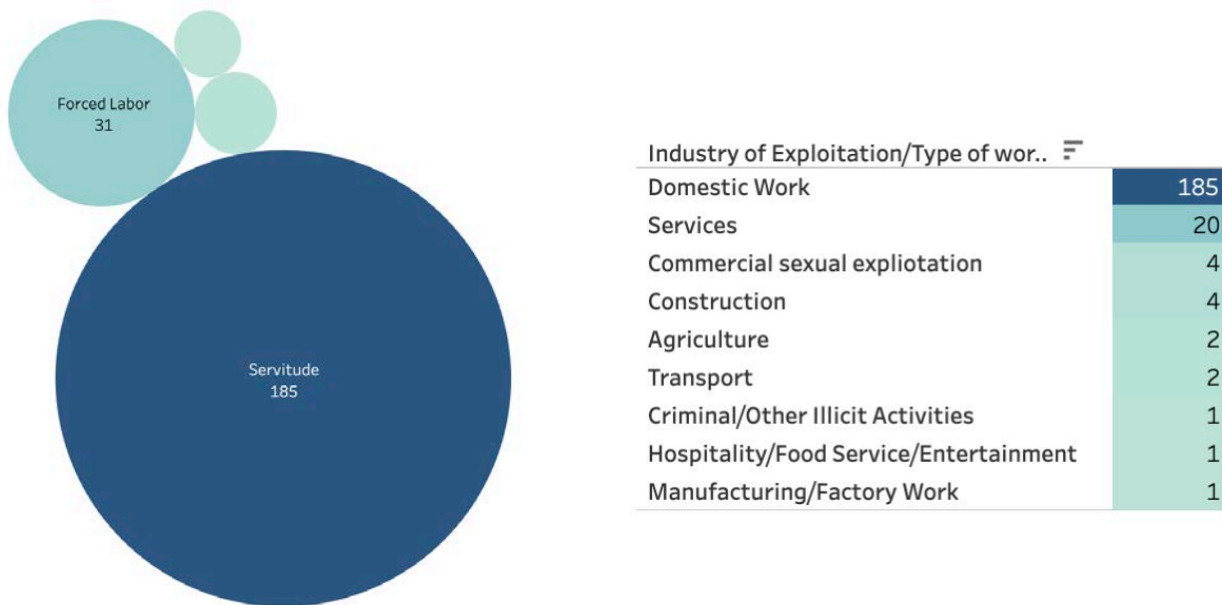
Gulf States and other countries in the region frequently came up as locations of exploitation in reported routes, particularly Saudi Arabia (141 cases) followed by Qatar (33 cases) Lebanon (25 cases), and the United Arab Emirates (16 cases).

Nairobi is referenced as main gateway for flights from Eastern Africa to the Gulf states.



Map 8 & 9: Case numbers for the Gulf states as country of exploitation (left) and corresponding countries of origin (right).

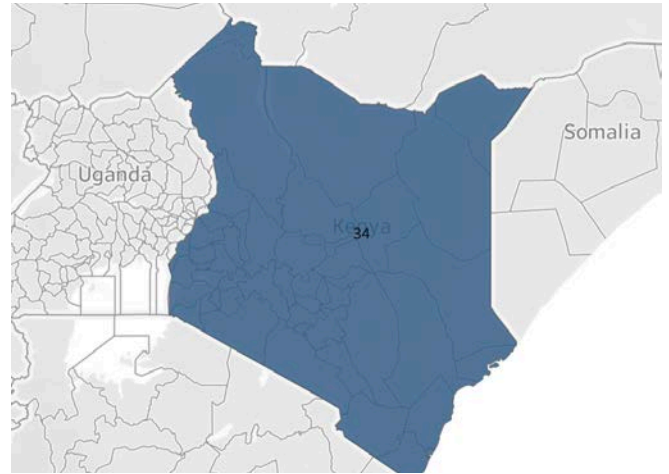
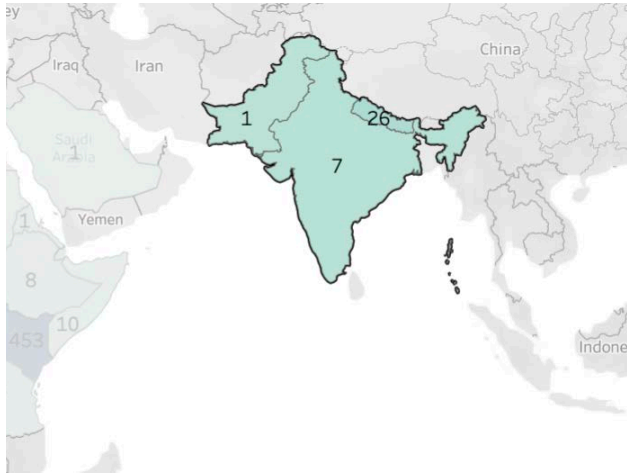
For the vast majority of reported cases, victims experienced exploitation for domestic work, though other industries were also referenced in a few cases.



Visualisations 5 & 6: Forms of exploitation (left) and Industries of exploitation/type of Work (right) of victims in the Gulf states reported by number of estimated cases.

3. NEPAL, INDIA, PAKISTAN

Aside from Kenya and its neighbours, Nepal, India, and Pakistan were the most common countries of origin reported by case.



Based on the submitted data, victims from Nepal, India, and Pakistan mostly experience abuse in the entertainment and hospitality sectors, as well as for commercial sex, reflecting a known trend of Nepalese and Indian girls trafficked for 'Mujra' dancing, a form of belly dancing, who often are sexually exploited by the clients who frequent the clubs.



Visualisations 7 & 8: Forms of exploitation (left) and Industries of exploitation/type of Work (right) of victims from India, Nepal, and Pakistan reported by number of estimated cases.

4. UGANDA AND TANZANIA

In 30 cases, victims from Uganda were reported, primarily for exploitation in domestic work though also in agriculture, commercial sex, and the service industry. In 18 cases, victims from Tanzania were reported as trafficked to Kenya for exploitation in domestic work and begging.

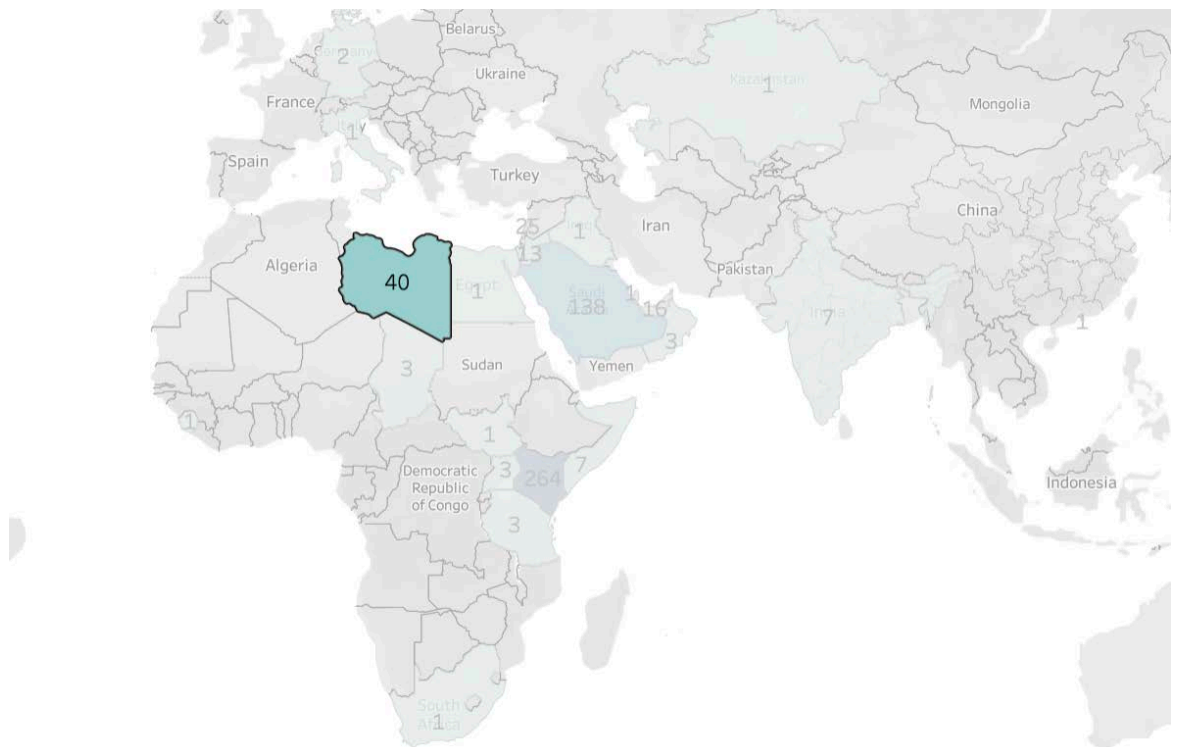
Industry of Exploitation/Type of wor..	
Domestic Work	14
Agriculture	3
Commercial sexual exploitation	2
Services	2
Education	1
Hospitality/Food Service/Entertainment	1

Industry of Exploitation/Type of wor..	
Domestic Work	7
Begging	6

Visualisations 9 & 10: Industries of exploitation/type of Work (right) of victims from Uganda (left) and Tanzania (right) reported by number of estimated cases.

5. LIBYA

Forty (40) cases referenced victims from Kenya trafficked to Libya, almost exclusively for domestic work.

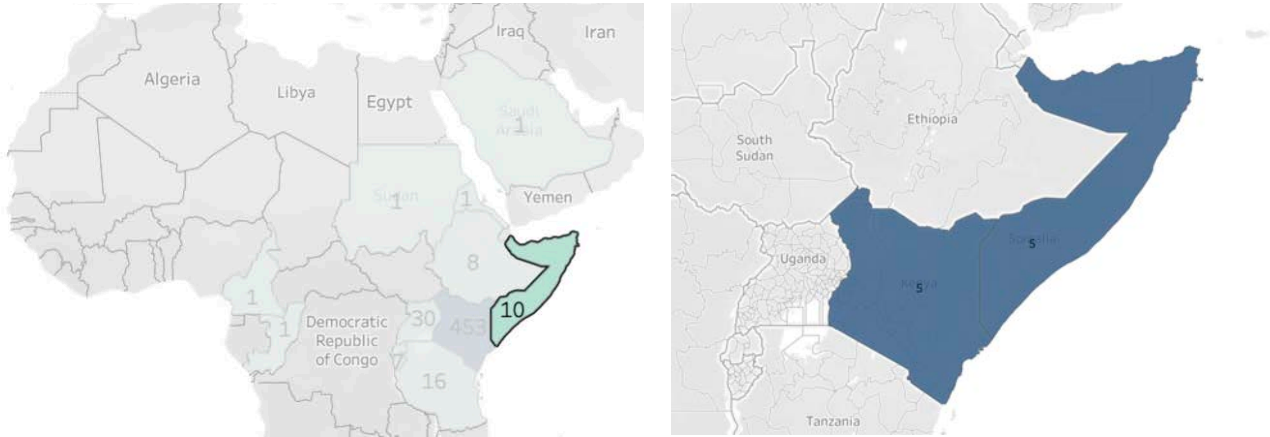


Industry of Exploitation/Type of wor..	
Domestic Work	38
Hospitality/Food Service/Entertainment	1
Slavery	1

Visualisation 11: Industries of exploitation/type of Work (right) of victims from Kenya in Libya reported by number of estimated cases.

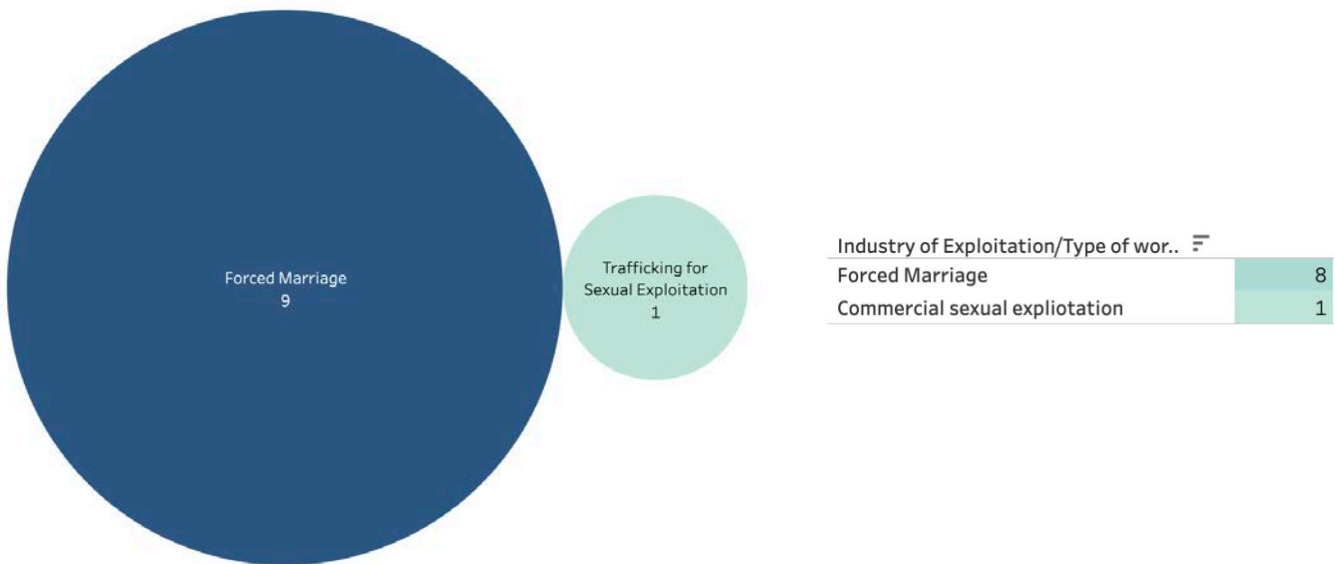
6. SOMALIA

Somalia was referenced almost equally as a source and destination country in reported routes.



Map 12 & 13: Case numbers for Somalia as country of origin(left) and corresponding countries of exploitation (right).

Forced marriage and commercial sexual exploitation were the most common forms of exploitation involving Somalia as both a source and destination country in reported routes. This includes so-called Vacation Marriage, where Somali men from the US/ Europe marry Somali women (mostly from an area in Nairobi that has a large Somali population) and after sexually exploiting them, leave the country. Many of these girls and women are further exploited sexually due to their difficult conditions.



Visualisations 12 & 13: Forms of exploitation (left) and Industries of exploitation/type of Work (right) of victims from Somalia reported by number of estimated cases.

FURTHER DATA AND RESEARCH NEEDS

- Domestic servitude was by far the most common form of exploitation reported, and given the isolated nature of domestic work, it is also a uniquely challenging form of exploitation to address. It would be valuable to gather additional data on:
 - Recruitment methods, common platforms for recruitment advertising, and names of specific recruitment agencies.
 - How workers sought help while abroad, and how they were able to leave abusive situations.
 - Working conditions while abroad, including whether workers had contracts, payment details, information about remittances, and methods of force and control experienced.
- A wide range of sectors and industries were mentioned as at-risk for exploitation; we need to gather more data on these industries and develop strategies for policy interventions, corporate accountability, and engagement with industry actors.

